

Mecmesin

testing to perfection

MultiTest-xt Tension & Compression Testing System Easy-to-use Touch Screen Console



MultiTest-xt Overview

Quality managers needing an easy-to-use force testing system for the production area should look no further than Mecmesin's range of MultiTest-xt test frames.

With the MultiTest-xt, tension & compression tests are performed at the push of a button, making it ideal for routine quality control of a wide array of products, materials & components.

It is specifically designed for environments where throughput, productivity and minimal training are vital and where the use of a computer is not always suitable.



Key Features

Operators

- Password protected log-in - identifies operator for full traceability
- Fast access to 5 favourite tests - customised icons ensure instant test selection
- Unlimited library storage of test methods - minimises set-up time
- Easy-to-use with minimal training - 'Simplicity itself' one button launches the test
- Large, easy-to-read touch screen display - clearly shows Test Results and Graph
- Colour-coded indication of 'Pass' or 'Fail' - immediately alerts the operator
- Test Report - print a comprehensive report of results tailored to your needs

Administrators

- Easy programming - intuitive menus guide you through creation of test routines
- Customised reports - create your own tailored report
- Choice of 3 program modes:
 - 'Quick Test' for basic force testing
 - 'Program Test' for standard test routines
 - 'Advanced Test' for sophisticated test routines
- Rugged construction - ideal for Production and QC Lab Environments
- Simple touch screen interface - no separate computer required
- 1000Hz data sampling rate - ensures accurate capture of peak loads
- USB output - save test routines and results to a memory stick or network
- Flexible - 'plug & play' for easy interchange of loadcells
- Wide range of test stands - capacities from 500 N to 50 kN

Easy-to-use Touch Screen Console



Secure Access



The MultiTest-xt features multiple levels of password-protected access. 'Master' users have full access to all the test set-up and reporting functions. Pre-defined 'read-only' tests can be used by 'operators' preventing inadvertent changes to the test parameters. Operators can be granted additional access rights (e.g. sample deletion) according to their privileges.

As an extra level of security each test sample and set of results can be tagged with the name of the operator and the date and time of the test. This traceability is designed to assist manufacturers wishing to comply with regulatory requirements for the storage of test results.

easy-to-use
touch screen operation
robust, stand-alone system

Flexible - Choice of 3 Program Modes



Quick Test

- Save time no need to create a full program
- Run a basic tensile or compression test on one screen
- Ideal for occasional one-off testing

Couldn't be simpler...

1. Select Quick Test



2.

Test Type
Select test type

Speed & Load
Define parameters such as speed, load & extension

Calculations
Choose which pre-defined calculations are required by simply ticking a check box

Quick Test

Test

Tension Compression

Speed: mm/min

Run to load Run to extension

Load: N

Break detection

Break %:

Pre-test Tare Load

Pre-test Tare Extension

Calculations

Load @ break

Extension @ break

Extension @ target load

Load @ target extension

Load @ maximum load

Extension @ maximum load

Graph Settings

Load/Displacement Load/Time

Displacement/Time Others

Y-Axis: X-Axis:

Run Cancel

3. Press





Program Test

- Ideal for hosting established tests
- Create multi-stage test routines to run to load, displacement or break
- Frequently used tests can be assigned to '5 Favourite' buttons
- Save unlimited number of tests in a library for easy storage and access

Test Select

Tests Library
Choose from a library of pre-loaded templates to get you started

Or...

Established Tests Library
Choose from an unlimited library of your own established tests

Program Test

Test Library

Results Files

General Compression
General Cyclic
General Tensile

Pt JLM1 Tension
Pt JLM2 Tension
Pt LCZ1 Friction
Pt LCZ1 Peel
Pt LCZ2 Friction
Pt LCZ2 Peel
Pt NMG1 Compression
Pt NMG2 Compression
Pt ZY1 Top-Load
Pt ZY2 Top-Load
Pt ZY3 Top-Load

Run View Edit Save as Favourite Cancel

Test Set-up

- Tabs**
Tab format allows intuitive creation of test routines
- Calculations**
Use the drop-down box to select & add as many calculations as you need for your test

Program Test

Test Data Handling Calculations Test Settings Report Set-up Export Set-up

Available Calculations

PEAK
AREA
AVERAGE
BREAK
FREE HEIGHT
PEAK
PRINT-WHEN
SLOPE
TIME-STAMP
TROUGH
VALUE

PEAK Parameters

Result Title: Maximum Load

Y: Load X: Displacement

Start: Initial Value mm Final Value mm

Verify Result

Minimum: 10 N Maximum: 40 N

Add Remove OK Cancel

- Parameters**
Define the parameters for the calculation & set your Pass/Fail criteria

Flexible - Choice of 3 Program Modes



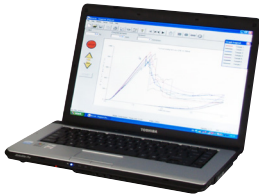
Advanced Test

If your application requires more sophisticated control of the test machine the MultiTest-xt can be upgraded by purchasing the optional Advanced Program Builder Software to enable the Advanced Test functionality.

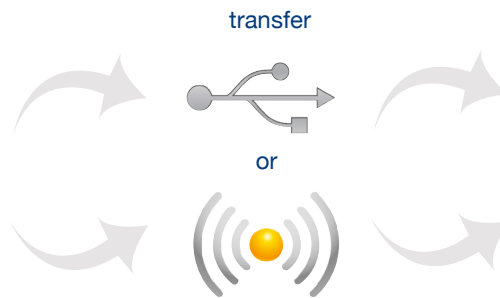
Production Floor



QC Lab



Use a separate PC to create multi-stage programs using the Advanced Program Builder Software



Load and run a program on the MultiTest-xt via the Advanced Test button

With this option you have dedicated access to Emperor™, Mecmesin's powerful premium force testing software. Emperor™ has an open-architecture structure allowing access to a comprehensive library of calculations, which can be tailored to suit your requirements plus a suite of machine-control commands allowing you to create more complex multi-stage programs.

Once created these programs can then be uploaded via a network or memory stick onto the MultiTest-xt and run by simply pressing the Advanced Test button and choosing the program from the list of available tests.

Live Test Screen

When a test routine has been selected and the test performed, the operator can view the results in 2 selectable formats:

Either...

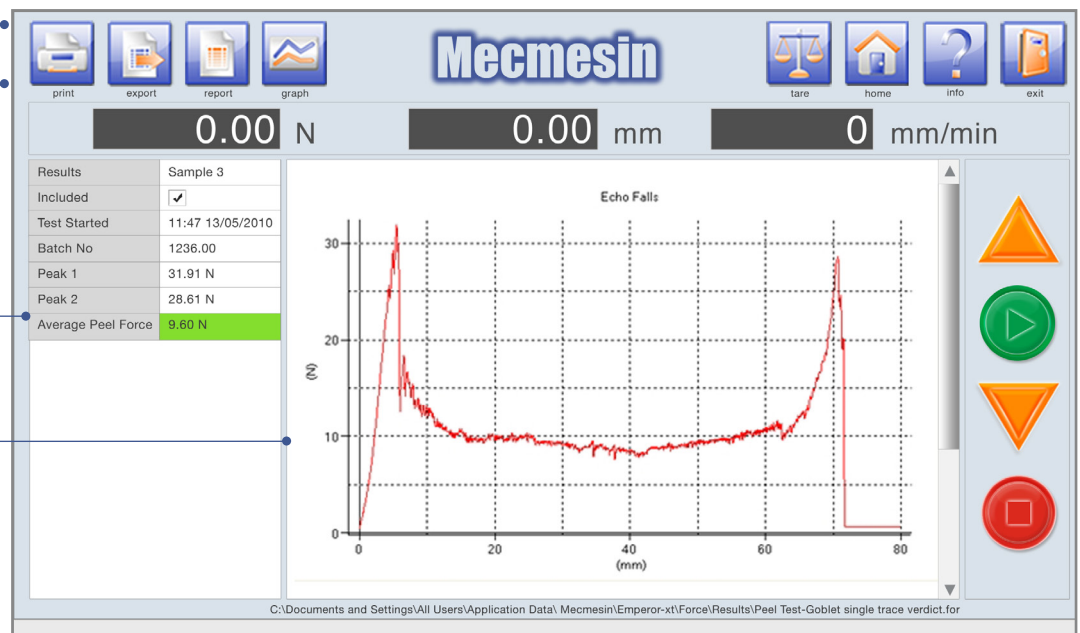
Results & Graph

Icons

'Touch icons' for quick navigation to printing, reporting & exporting functions

Results for the last sample tested are displayed

Test is displayed graphically as a 'live event'



C:\Documents and Settings\All Users\Application Data\Mecmesin\Emperor-xt\Force\Results\Peel Test-Goblet single trace verdict.for

Live Test Screen

Or...


Results Only

- Easy-to-read, comprehensive display of test results
- Results for each sample are clearly tabulated
- Colour-coded 'Pass' or 'Fail' notifications for quick & easy interpretation of results

Results

Results for all samples tested are displayed

Results	Sample 1	Sample 2	Sample 3	MEAN	SD
Included	<input checked="" type="checkbox"/>	<input checked="" type="checkbox"/>	<input checked="" type="checkbox"/>		
Test Started	11:30 13/05/2010	11:42 13/05/2010	11:47 13/05/2010		
Batch No	1234.00	1235.00	1236.00	1235.00	1.00
Peak 1	23.27 N	30.15 N	31.91 N	28.44 N	4.57
Peak 2	21.60 N	29.04 N	28.61 N	26.42 N	4.18
Average Peel Force	6.28 N	8.78 N	9.60 N	8.22 N	1.73



Reports & Exporting

- Select standard reports or customise your own using built-in templates
- Save test set-up and results via memory stick or network
- Automatic export of data to Microsoft Excel® and SPC packages
- Collect data at 1000 times per second for detailed recording of results from every sample and accurate capture of peak loads

Mecmesin
testing to perfection

Customer Logo

Report

Customer Name: Mecmesin BatchID: 001
Customer Address: Newton House, Spring Copse Business Park, Slinfold, West Sussex, RH13 0SZ.

Results

	1	2	3	Mean
Test Started	11:30 13/05/2009	11:42 13/05/2009	11:47 13/05/2009	
Batch No	1234.00	1235.00	1236.00	1235.00
Peak 1	23.27	30.15	31.91	28.44
Peak 2	21.60	29.04	28.61	26.42
Average Peel Force	6.28	8.78	9.60	8.22

Graphs

Echo Falls

OperatorName: James

1 / 1

Expandable to your Changing Needs

PLC/Digital Control Interface

The MultiTest-xt is fitted with a Digital Control Interface to facilitate communication with external devices such as a PLC (Programmable Logic Controller) or simply a remote footswitch to start the test. The use of a PLC allows you to automate your test routine through loading multiple specimens onto a feeder-carousel thereby increasing productivity and reducing the time spent by an operator on testing.



Tennis ball carousel used with a Mecmesin tester

Configure the MultiTest-xt to communicate with a PLC

Program Test Set-up

Test Units

Load: N Position: mm Time: sec

Local Limits

Load: 1000.0 N Position: 1000.0 mm Time: 3600.0000 sec Jog Rate Speed: 250 mm/min

Digital Inputs

Digital Input 1 - START TEST
Digital Input 2 - START TOUCH
Digital Input 3 - OFF
Digital Input 4 - OFF
Digital Input 5 - OFF
Digital Input 6 - OFF

Digital Outputs

Digital Input 1 - TEST STARTED
Digital Input 2 - TEST STARTED TOUCH ON STAGE
Digital Input 3 - OFF
Digital Input 4 - OFF
Digital Input 5 - OFF
Digital Input 6 - OFF

Update

Update

OK Cancel

Wide Range of Capacities from 500N to 50kN

The MultiTest-xt is available in a range of capacities to meet your exact testing requirement. Select from single column machines through to advanced twin-column test frames, which have been specifically designed to test large or high-load samples and products.



MultiTest 2.5-xt



MultiTest 5-xt



MultiTest 10-xt
MultiTest 25-xt
MultiTest 50-xt

Specifications

MultiTest-xt		0.5	1	2.5	5	10	25	50
TEST FRAME								
Rated capacity	N	500	1,000	2,500	5,000	10,000	25,000	50,000
	kgf	50	100	250	500	1,000	2,500	5,000
	lbf	110	220	550	1,100	2,200	5,500	11,000
Number of ballscrews		1	1	1	1	2	2	2
Speed range	mm/min	1 - 1000	1 - 1000	1- 1000*	1 - 500	1 - 1000	1 - 1000**	1 - 400***
	(in/min)	(0.04 - 40)	(0.04 - 40)	(0.04 - 40)	(0.04 - 20)	(0.04 - 40)	(0.04 - 40)	(0.04 - 15)
Crosshead speed accuracy		±0.2% of indicated speed						
Distance between columns		-	-	-	-	400 mm (15.7")	400 mm (15.7")	420 mm (16.5")
Throat depth†		67 mm (2.6")	67 mm (2.6")	67 mm (2.6")	95 mm (3.7")	-	-	-
Vertical daylight† †		1,359 mm (53.5")	1,159 mm (45.6")	590 mm (23.2")	710 mm (28.0")	1,140 mm (44.9")	1,140 mm (44.9")	1,330 mm (52.4")
Height		1,710 mm (67.3")	1,510 mm (59.4")	941 mm (37")	1,082 mm (42.6")	1,500 mm (59.1")	1,500 mm (59.1")	1,931 mm (76")
Width (test frame only)		290 mm (11.4")	290 mm (11.4")	290 mm (11.4")	328 mm (12.9")	826 mm (32.5")	826 mm (32.5")	864 mm (34")
Max width (with console fitted)		546 mm (21.5")	546 mm (21.5")	546 mm (21.5")	615 mm (24.2")	1,073 mm (42.2")	1,073 mm (42.2")	1,099 mm (43.3")
Depth		414 mm (16.3")	414 mm (16.3")	414 mm (16.3")	526 mm (20.7")	542 mm (21.3")	542 mm (21.3")	572 mm (22.5")
Weight		43 kg (95 lbs)	41 kg (90 lbs)	27 kg (60 lbs)	43 kg (95 lbs)	145 kg (320 lbs)	145 kg (320 lbs)	290 kg (639 lbs)
Maximum power requirement		120 watts	200 watts	250 watts	150 watts	450 watts	450 watts	450 watts
Voltage		230 V AC 50 Hz or 110 V AC 60 Hz						
LOAD MEASUREMENT								
Available loadcell ranges	N	2 to 5,0000 (14 models)						
	kgf	0.2 to 5,000 (14 models)						
	lbf	0.45 to 11,000 (14 models)						
Loadcell measurement accuracy		±0.1% of full scale for loadcells from 2 to 2.5 kN ±0.2% of full scale for loadcells from 5 kN to 50 kN						
Loadcell measurement resolution		1:6,500						
DISPLACEMENT								
Crosshead travel † †		1,200 mm (47.3")	1,000 mm (39.4")	500 mm (19.7")	590 mm (23.2")	950 mm (37.4")	950 mm (37.4")	1,100 mm (43.3")
Position control resolution		±0.01 mm (±0.0004")						

* 2.5 kN - recommended maximum speed = 750 mm/min (30in/min) above 2 kN

** 25 kN - recommended maximum speed = 500 mm/min (20in/min) above 10 kN

*** 50 kN - recommended maximum speed = 250 mm/min (10in/min) above 25 kN

† measured on centre line of loadcell

† † measured without loadcell or grips

Note: See Technical Datasheet 431-390 for dimension drawings

Common Specifications

Operating temperature	10C - 35C (50F - 95F)
Humidity range	Normal industry and laboratory conditions
Sampling rate (Hz)	Selectable from 1,000, 500, 100, 50, 10
Compensation for system movement	Yes
Loadholding	Yes
Digital display of Load/Position/Speed	Yes
Output of test results to PC/Printer/Datalogger	Yes, via USB/Network Ports or Wireless Network RS232 via USB/Network converter in ASCII Format
Communication with PLC/Digital Control Interface	Yes, via programmable digital ports 6 Inputs + 6 Outputs

Options

Column gaiter
Safety guard

available upon request

Support and Services

- Comprehensive international network of distributors
- 24 month warranty
- Grips & accessories
- Calibration & service centre
- Application support
- On-site installation & training
- Website support

Mecmesin reserves the right to alter equipment specifications without prior notice. E&OE




Applications

The flexibility and ease-of-use of the MultiTest-xt make it ideal for applications ranging from testing common springs right through to sophisticated medical devices.

It is ideal for routine testing where a number of different tests are made by different operators. For example, a Quality Manager might set up a simple 'Accept' or 'Reject' test for use by Goods-in staff. This would be performed with merely a few touches on the console screen and require minimal operator training.


Alternatively, with the Advanced Program Builder, sophisticated multi-stage programs can be created and imported to run on the MultiTest-xt - but the operator still only needs to push a few buttons to perform the test.



Medical device test




Top-load test



Peel test



Tennis ball compression test



Crimp terminal tensile test



Keypad compression test

Industry sectors



adhesives & coatings



construction




consumer packaging



cosmetics & personal care



education



electrical & electronic



fabric & textiles



food & agriculture



general engineering



home & office



medical & veterinary



product safety



sport & leisure



transit packaging



automotive & aerospace

Mecmesin

testing to perfection

Mecmesin - a world leader in affordable force and torque testing solutions

Since 1977, Mecmesin has assisted thousands of companies achieve enhanced quality control in design and production. The Mecmesin brand represents excellence in accuracy, build, service, and value. In production centres and research labs worldwide, designers, engineers, operators, and quality managers endorse Mecmesin force and torque testing systems for their high performance across countless applications.

www.mecmesin.com



Algeria	Hungary	Philippines
Argentina	India	Poland
Australia	Indonesia	Portugal
Austria	Iran	Romania
Bangladesh	Ireland	Russia
Belgium	Israel	Saudi Arabia
Brazil	Italy	Serbia
Bulgaria	Japan	Singapore
Cambodia	Korea	Slovakia
Canada	Kosovo	Slovenia
Chile	Laos	South Africa
China	Latvia	Spain
Colombia	Lebanon	Sri Lanka
Costa Rica	Lithuania	Sweden
Croatia	Macedonia	Switzerland
Czech Republic	Malaysia	Syria
Denmark	Mexico	Taiwan
Ecuador	Morocco	Thailand
Egypt	Myanmar	Tunisia
Estonia	Netherlands	Turkey
Finland	New Zealand	UK
France	Norway	Uruguay
Germany	Paraguay	USA
Greece	Peru	Vietnam

The Mecmesin global distribution network guarantees your testing solution is rapidly delivered and efficiently serviced, wherever you are.



FS 58553

DISTRIBUTOR STAMP

Head Office - UK Mecmesin Limited

w: www.mecmesin.com
e: sales@mecmesin.com

North America Mecmesin Corporation

w: www.mecmesincorp.com
e: info@mecmesincorp.com

France Mecmesin France

w: www.mecmesin.fr
e: contact@mecmesin.fr

Asia Mecmesin Asia Co. Ltd

w: www.mecmesinasia.com
e: sales@mecmesinasia.com

Germany Mecmesin GmbH

w: www.mecmesin.de
e: info@mecmesin.de

China Mecmesin (Shanghai) Pte Ltd

w: www.mecmesin.cn
e: sales@mecmesin.cn